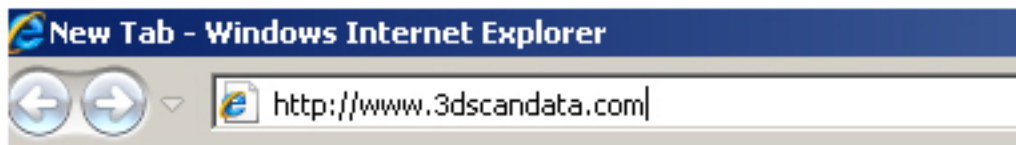
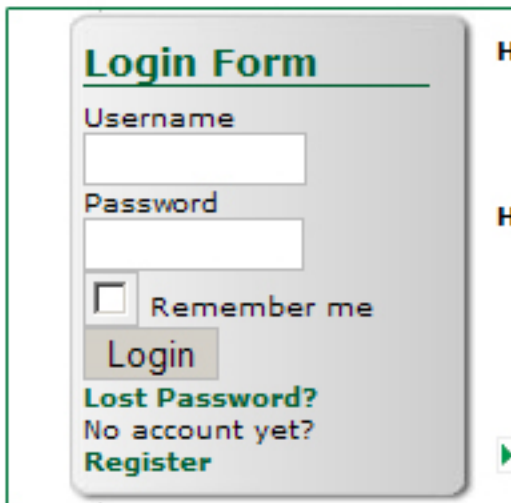


Step 1: In any browser go to: <http://www.3dscandata.com>



Step 2: Once there scroll down to your lower left of the screen and you will find the 'Login Form'. There should be a link named: 'Register'. Click the link



Step 3: Once you are at the Register page be sure to fill out the form completely. An example is provided below as well.

Registration

Fields marked with an asterisk (*) are required.

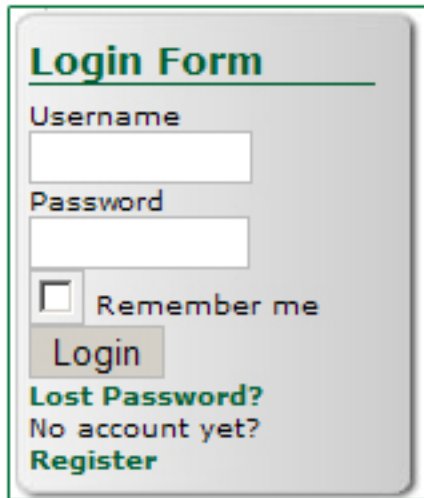
Name: *	First, Last
Username: *	FLast
E-mail: *	youremailhere@email.com
Password: *	●●●●●●●●
Verify Password: *	●●●●●●●●

Step 4: Click Send Registration. You will then need to check the email account your initially registered with for a confirmation email.

Registration Complete!

Your account has been created and activation link has been sent to the e-mail address you entered. Note that you must activate the account by clicking on the activation link when you get the e-mail before you can login.

Step 5: Once you have confirmed your registration, you may now be able to login;



The image shows a screenshot of a login form titled "Login Form". It contains the following elements:

- Username:** A text input field.
- Password:** A text input field.
- Remember me
- Login:** A button.
- Lost Password?** A link.
- No account yet?** A link.
- Register** A link.

Note: If you experience any issues; please click the contact us page on the upper menu bar and fill out the form and our admin will be in touch with you in a timely manner.